



District Report Card: 2017


State: Haryana	District: Rohtak
Class: 5	Subject: Language
Schools: 59	Students: 1165


Participation/Coverage


Students

<div>GENDER</div> <div></div>	Boys		Girls	
	Number	%	Number	%
	509	43.69	656	56.31

<div>AREA</div> <div></div>	Rural		Urban	
	Number	%	Number	%
	878	75.36	287	24.64

<div>CATEGORY</div> <div></div>	SC		ST		OBC		GEN	
	Number	%	Number	%	Number	%	Number	%
	606	52.02	14	1.20	243	20.86	302	25.92

<div>CWSN</div> <div></div>	LD	VI	HI	S&LD	ID	Oth
	3	15	1	1	4	2

<div>Management</div> <div></div>	Government		Government-aided	
	Number	%	Number	%
	1100	94.42	65	5.58

Average Performance of Students in Language (%)

Overall	Gender		Area		Management		Social Group			
	Male	Female	Rural	Urban	Govt.	Aided	SC	ST	OBC	GEN
57.77	56.16	59.02	58.82	54.59	58.05	53.03	55.81	60.48	57.61	61.72

Performance on Learning Outcomes (LOs)

Learning Outcomes	Description	Average Performance(%)
L504	Reads and comprehends independently storybooks, news items/ headlines, advertisements etc.	56.70
L508	Reads text with comprehension, locates details and sequence of events	58.31

Range of Performance of Students who Answered Correctly							
Below 30%		30% - 50%		50% - 75%		Above 75%	
Number	%	Number	%	Number	%	Number	%
137	11.76	275	23.61	485	41.63	268	23.00

Lowest Performing Learning Outcomes (LOs)

- 1 - Reads and comprehends independently storybooks, news items/ headlines, advertisements etc. (56.70)
- 2 - Reads text with comprehension, locates details and sequence of events (58.31)